



# DECO MESH™ DACH-LED Round

## Architectural LED Channel

### Performance Data

CRI

80+

CCT

3500K, 4000K, 5000K

### Projected Lifetime

>54,000 hrs (L70)

>51,000 hrs (L90)

### Dimming

0-10V Dimming Standard,  
100% down to 10%

### Operating Temperature

-20°C to 40°C Ambient

### UL Listed

cULus, Suitable for dry and  
damp locations

### Warranty

5 year Standard

10 year Optional

Client: \_\_\_\_\_

Project Name: \_\_\_\_\_

Order #: \_\_\_\_\_

Type: \_\_\_\_\_ Qty: \_\_\_\_\_



TEMPERSWITCH™  
3500 | 4000 | 5000

UL

Listed

DLC

Listed

10 Yr

Warranty  
Available

### Description

The DACH-LED round series is a functional and multi-purpose channel family that incorporates premium performance and construction durability. The performance and application versatility makes this fixture usable in every application. This fixture can be installed using various mounting methods and numerous options and accessories are available (see Page 3). The DACH-LED round series can be the illumination solution in commercial, industrial, institutional and retail applications. An excellent choice for storage/utility areas, coves, display cases, shops, task and general area lighting.

### Features

- Die formed channel.
  - Powder coated white enamel finish after fabrication.
  - Easy wireway access/wireway cover removed without tools.
  - Numerous KO's for easy installation.
  - Also available in tandem 8' lengths, & tandem wired 16' lengths.
  - UL listed for damp location
  - Operating Temperature: -20°C to +50°C Ambient
  - OPTICS: Architectural frosted diffuse lens eliminates pixelation, improves uniformity and minimizes glare.
  - DLC Premium Listed for utility rebates (see DLC matrix below)
- for more information)
  - Performs at up to 130 lumens per watt; CRI: 80+
  - Lifetime Ratings - L90: 112,000 hours; L80: 224,000 hours
  - E-Emergency to provide 16W (2000 Lumens) MAX load for 90 min.
  - Temperswitch allows users to select between 5000K, 4000K, and 3500K in the field by simply switching an easily accessible three position switch. Fixture comes set/standard at 40K.

**DACH-LED**

A

B

C

**354050**

D

**U**

E

**R**

F

**BT**

G

H

### Ordering Information

#### A FIXTURE SERIES

DACH-LED Round Architectural  
LED Channel Luminaire

#### B LENGTH

2 2'

4 4'

C 8 8'

#### WATTAGE/LUMENS (LENGTH 2)

22 22W/2350<sup>1,3</sup>

#### WATTAGE/LUMENS (LENGTH 4)

22 22W/2860<sup>1,3</sup>

36 36W/4680<sup>1,3</sup>

44 44W/5720<sup>1,3</sup>

#### (LENGTH 8)

44 44W/5720<sup>1,3</sup>

#### D CCT

354050 3500K-4000K-5000K

#### E VOLTAGE

U 120-277V

#### F HOUSING

R Round

#### G CONTROLS

BT Bluetooth DECO Mesh™<sup>3</sup>

#### H OPTION

E Emergency

#### I WARRANTY<sup>4</sup>

- 5 Year Warranty

10 10 Year Warranty

10L 10 Year Warranty including  
labor

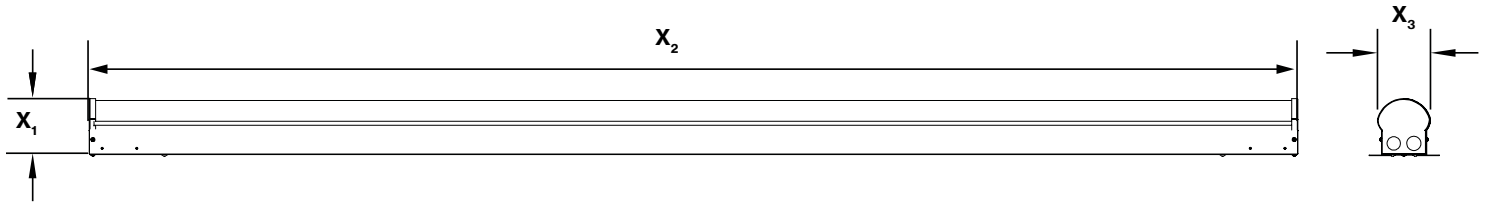
<sup>1</sup> Only applies to 8-ft models. Indicates single 8-ft unit rather than two 4ft units connected together

<sup>2</sup> DLC Listed

<sup>3</sup> 1% Dimming when ordered with Bluetooth

<sup>4</sup> 5 Year Warranty is Standard unless specified

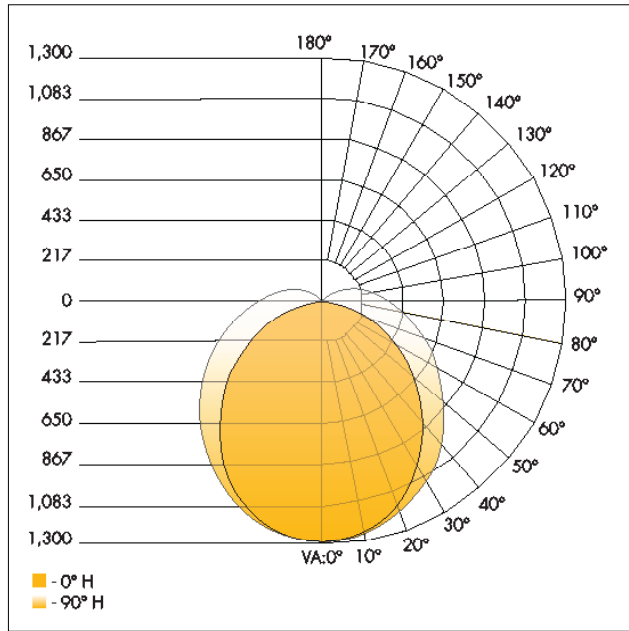
Dimensions



	X <sub>1</sub>	X <sub>2</sub>	X <sub>3</sub>
4'	3.59"	47.66"	2.87"
8'	3.59"	92.76"	2.87"

Photometrics

Model 4' 35W 4000K



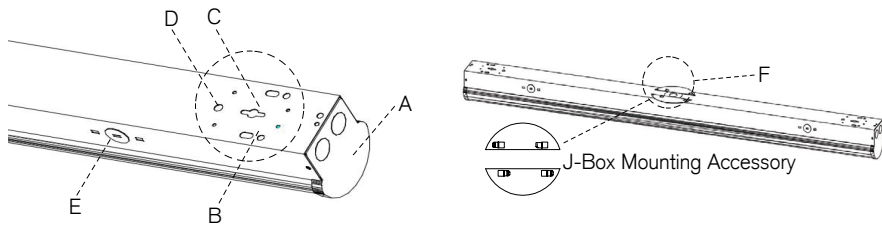
Coefficients of Utilization  
 Effective Floor Cavity Reflectance: 20%

RCC %:	80				70				50			30			10			0
RW %:	70	50	30	0	70	50	30	0	50	30	20	50	30	20	50	30	20	0
RCR: 0	1.16	1.16	1.16	1.16	1.12	1.12	1.12	.88	1.05	1.05	1.05	.98	.98	.98	.91	.91	.91	.88
1	1.04	.98	.93	.89	1.00	.95	.90	.70	.88	.85	.81	.82	.79	.77	.77	.75	.72	.69
2	.94	.85	.77	.71	.90	.82	.75	.58	.76	.71	.66	.71	.66	.62	.66	.63	.59	.56
3	.85	.74	.65	.58	.82	.71	.63	.48	.67	.60	.54	.62	.57	.52	.58	.54	.50	.47
4	.78	.65	.56	.49	.75	.63	.55	.41	.59	.52	.46	.55	.49	.44	.52	.47	.42	.40
5	.71	.58	.49	.42	.68	.56	.48	.36	.53	.45	.40	.50	.43	.38	.47	.41	.37	.34
6	.66	.52	.43	.36	.63	.51	.42	.32	.48	.40	.35	.45	.38	.33	.42	.36	.32	.30
7	.61	.47	.38	.32	.59	.46	.37	.28	.43	.36	.30	.41	.34	.29	.38	.33	.28	.26
8	.57	.43	.34	.28	.55	.42	.34	.25	.40	.32	.27	.37	.31	.26	.35	.30	.25	.23
9	.53	.39	.31	.26	.51	.38	.31	.23	.36	.29	.24	.34	.28	.24	.33	.27	.23	.21
10	.50	.36	.28	.23	.48	.35	.28	.21	.34	.27	.22	.32	.26	.21	.30	.25	.21	.19

Zonal Lumen Summary

Zone	Lumens	%Luminaire
0-30	982.6	21.5%
0-40	1,603.6	35.1%
0-60	2,850.5	62.3%
50-90	1,186.4	25.9%
70-100	877.0	19.2%
90-120	422.1	9.2%
0-90	4,036.9	88.2%
90-180	537.9	11.8%
0-180	4,574.8	100%

Mounting Details



- A: End Cap
- B: Suspension-mount with v-hook
- C: Surface Mount
- D: T-Bar Clip Mounting hole
- E: Wiring Knockout

**Accessories ((Ordered and Shipped Separately)**

Mounting

5011003-6	V-hook and Aircraft Cable Suspension Kit - 6'
5011003-10	V-hook and Aircraft Cable Suspension Kit - 10'

**Projected LED Maintenance**

Operating Hours	0	25,000	50,000	100,000	150,000
25°C (77°F) Ambient Outdoor Temp					
Lumen Maintenance Factor	1	0.99	0.96	0.91	0.86
45°C (113°F) Ambient Outdoor Temp					
	1	0.96	0.90	0.81	0.72