



Back Lit Panel

Client: _____
Project Name: _____

Order #: _____
Type: _____ Qty: _____

Performance Data

CRI
82

CCT
3500K, 4000K, 5000K

Projected Lifetime
>173,000 Hours (L70);
>50,000 Hours (L90)

UL Listed
Suitable for damp locations

Warranty
5 Yr Warranty Standard
10 yr Optional

Electrical Data


Dimming
Low Flicker, 0-10V standard

Operating Temperature
-4 to 113°F

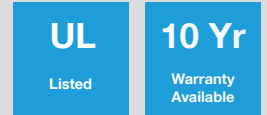
Power Factor
0.9

THD
10

Voltage
120-277VAC standard



TEMPER SWITCH™
3000 | 4100 | 5000
Select A Watt Technology

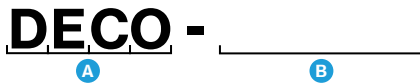


Description

BLP is a high performance LED panel that uses a unique back-lit-design to provide a longer lasting lighting solution which replaces traditional fluorescent lighting or low-en edge-lit panels found in offices, hospitals, schools and more. The BLP features Temperswitch and Select-a-Watt technology allowing you to simply select the desired CCT and wattage on fixture mounted switches.

Features

- Die formed steel housing provides a lightweight, strong body.
- Back-lit design requires no light guide plate
- Light weight design (40% lighter than edge-lit flat panel).
- Seamless aluminum frame, no crack, no gap, no light leak.
- Temperswitch allows users to select between 5000K, 4100K, and 3500K in the field by simply switching an easily accessible three position switch. Fixture comes set/standard at 50K.
- Mercury free
- Fits standard 1" and 9/16" T-bar grid ceilings
- Easy installation and retrofit application
- Weight: 2x4: 19.5lbs, 2x2: 10lbs, 1x4: 10.25lbs

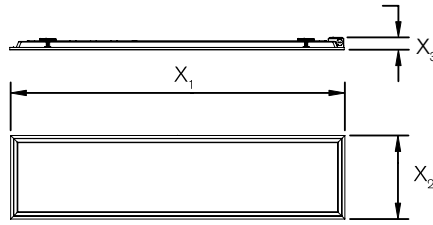
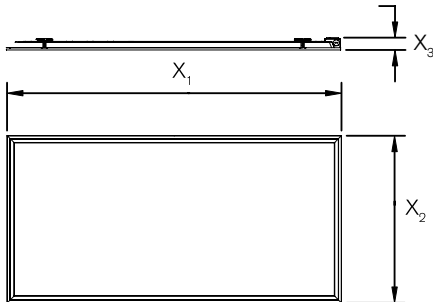
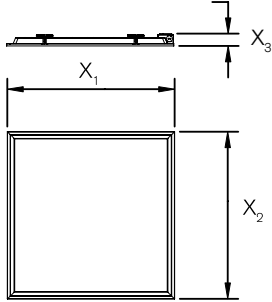
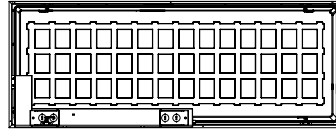
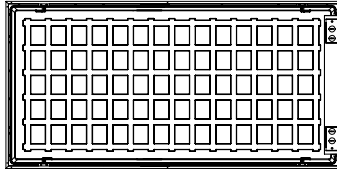
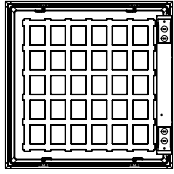


Ordering Information

FIXTURE SERIES	PART NUMBER	DESCRIPTION				
		SIZE	WATTAGE	TOTAL LUMENS	CCT	VOLTAGE
DECO	55677 ¹	1X4	25W/30W/40W	2900-4400	3500K/4000K/5000K	100-277V
DECO	55678 ¹	2X2	25W/30W/40W	3000-4400	3500K/4000K/5000K	100-277V
DECO	55679 ¹	2X4	30W/40W/50W	3600-5550	3500K/4000K/5000K	100-277V

¹Default settings: 1x4 & 2x2: 40W, 5000K. 2x4: 50W,5000K

Dimensions



	Inches		
	Size: 1 x 4	Size: 2 x 2	Size: 2 x 4
X₁	48	24	48
X₂	12	24	24
X₃	1.5	1.5	1.5